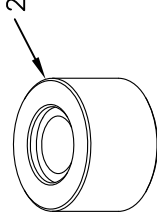
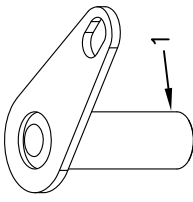
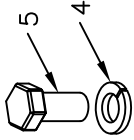


ITEM NO.	QTY.	PART NO.	DESCRIPTION
1	1	1010409	PIN WELDMENT .75 X 2.56
2	1	1010442	IDLER LEAF CHAIN ASM (25/30) RAIL
3	2	1000578	3/4" SAE FLAT WASHER
4	1	1000572	3/8" SPRING LOCK WASHER
5	1	1000507	3/8-16x1/2" HHCS GR5



REV.	DATE	RELEASED TO PRODUCTION	BY	APPVD	ECN	THIRD ANGLE PROJECTION	FILENAME:	SYMBOLS PER ANSI Y14.5	DRAWN BY:	SALES CATEGORY	PRODUCT LINE SCALE	FIN. WT.	PART NO.
A	10/17/11		JAR	529		 DECIMAL 2PLC 3PLC MACHINE .030 .015 SAW DRILL FINISH PLUGS FORM TORCH WELDING ROUGHCAST DRAFT 2' ANGULAR ±1'	WOODBINE MFG. CO. BUS BROWN DRIVE WOODBINE, IOWA 51579	ANSI Y14.5	JAR	REPLACEMENT IDLER PULLEY, PIN & KEEPER	1:2		11774
NOTES: THE INFORMATION HERE IS CONFIDENTIAL AND MUST NOT BE USED IN ANY WAY BE PROMPTLY TO THE INTEREST OF WOODBINE MFG.													
TITLE: REPLACEMENT IDLER PULLEY, PIN & KEEPER PRODUCT LINE SCALE: 1:2 FIN. WT.: PART NO.: 11774													