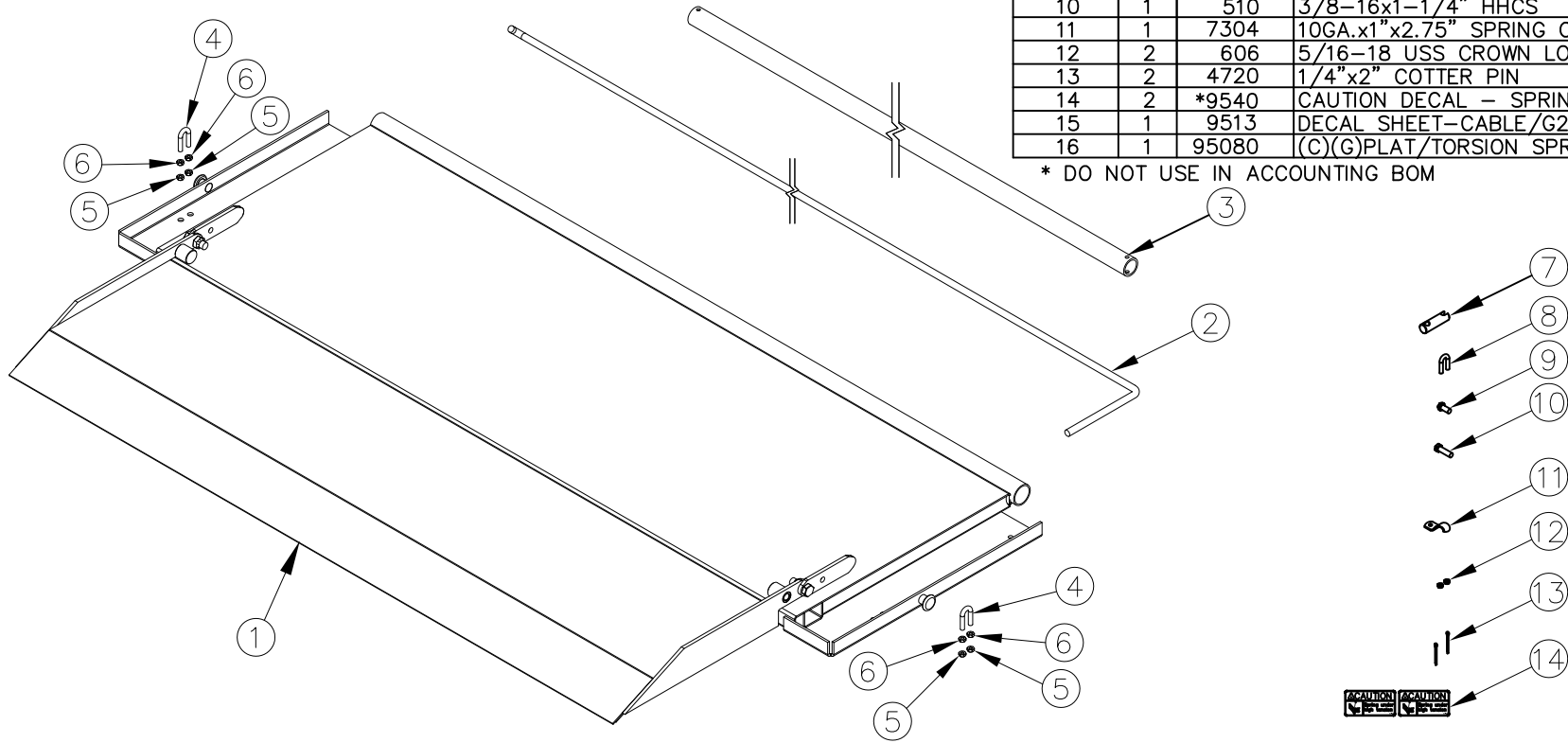



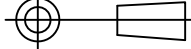
ITEM NO.	QTY.	PART NO.	DESCRIPTION
1	1	3543	60-1040-F11 STEEL TREADPL PLAT COMPL
2	1	3772	.38"x63" TORSION SPRING(60)
3	1	10331	1.25" OD PUNCHED INNER HINGETUBE (60)
4	2	4728	3/8"U-BOLT(LONG)x16x7/8x2-1/16
5	4	605	3/8-16 USS CROWN LOCK NUT
6	4	550	3/8-16 GR5 HEX NUT
7	1	7491	SPRING HOLDER
8	1	4726	5/16" U-BOLT
9	1	508	3/8-16x3/4" HHCS GR5
10	1	510	3/8-16x1-1/4" HHCS
11	1	7304	10GA.x1"x2.75" SPRING CLIP
12	2	606	5/16-18 USS CROWN LOCK NUT
13	2	4720	1/4"x2" COTTER PIN
14	2	*9540	CAUTION DECAL - SPRING TENSION
15	1	9513	DECAL SHEET-CABLE/G2 W/WEIGHT CAP.
16	1	95080	(C)(G)PLAT/TORSION SPRNG(W/HINGE TUBE)

* DO NOT USE IN ACCOUNTING BOM



NOTES: APPLY DECALS FROM 9513 SHEET SAME AS PRODUCTION

SEND (2) 9540 LOOSE

REV.	DATE	CHANGE RECORD	BY	APPVD	ECN	DRAFT	ANGULAR	SALES CATEGORY	PRODUCT LINE	SCALE	FIN. WT.	PART NO.			
C	8/26/22	ADDED 95080, 9513	AAS		2780	2'	±1°			N		1655			
B	10/12/10	REPLACED KITS WITH INDIVIDUAL PARTS; REPLACED 6402 WITH 10331	JCB		276										
A	2/5/09	REPLACED PN 4727 W/ PN 4728	LSB	LSB											
						THIRD ANGLE PROJECTION		FILENAME:		WOODBINE MFG. CO. BUS BROWN DRIVE WOODBINE, IOWA 51579  THE INFORMATION HERE IS CONFIDENTIAL AND MUST NOT BE USED IN ANYWAY DETRIMENTAL TO THE INTEREST OF WOODBINE MFG.					
								SYMBOLY PER ANSI Y14.5					NOTES:		
						DECIMAL 2PLC 3PLC MACHINE SAW, DRILL .030 .015		DRAWN BY. DJR							
						SHEAR, PUNCH FORM .060 .030 TORCH, WELDING ROUGH CAST .090 .060		DRAWN/DATE 9/28/04							
								APPVD/DATE		TITLE (60-1040-F11) TP REPLACEMENT PLATFORM					