



THE LATEST



V2-45

THE NEW V2 SERIES LIFTGATE FOR DELIVERY VAN APPLICATIONS

RELIABILITY DELIVERED

QUALITY PRODUCTS | DEPENDABLE SERVICE | TRUSTED PARTNER

[TOMMYGATE.COM/LIFTGATES/CARGO-VAN](https://tommygate.com/liftgates/cargo-van)

NEW

TOMMY GATE® V2 SERIES

1,100 LBS
CAPACITY



CAPACITY:
1,100 LBS.



SEAMLESSLY OPERATES
WITH INTEGRATED
BUMPER AND SENSORS



LIFT LOCATION:
INTERNALLY
MOUNTED



FULLY-AUTOMATIC:
HANDS-FREE PLATFORM
OPEN AND CLOSE

V2 SERIES

The New Internal Delivery Van Lift

The latest in liftgate technology, the V2 Series by Tommy Gate provides the maximum platform loading area while occupying the smallest possible space when stored in the rear of the delivery van. The V2 combines sleek modern engineering with hands-free platform open and close, built-in wheeled retention ramp, and 1,100lbs. of lifting capacity.

TOMMY GATE

2-YEAR STANDARD WARRANTY



SCAN FOR MORE INFO



Standard Features

- 1 RETENTION RAMP**
Dual-action retention ramp is designed for convenient foot activation at ground level as well as hand activation at bed height, making it easy to load wheeled cargo.
- 2 DUAL-FUNCTION CONTROL**
Pendant control with raise/lower toggle and secondary platform fold function.
- 3 ALUMINUM TREADPLATE BRIDGE**
The Aluminum treadplate bridge provides a smooth transition for moving cargo to and from lift platform to vehicle bed.
- 4 LOW-PROFILE PUMP BOX**
Pump and motor housing fits compactly over the wheel well.
- 5 FLAT-LOADING TAPER**
Platform rests flat at ground level, minimizing load angle.



1



2



3



5





4


2-YEAR STANDARD WARRANTY

Available Models

	Model Number	Load Area	Taper ¹	Travel ²	Application	Gate Weight
1100 lb.	Framed Aluminum Platforms					
	V2-56-1145 FA49 ³	47 x 49	9	45	A	480
	V2-41-1145 FA49 ³	32 x 49	9	45	B	-

Application Chart ¹

Manufacturer	Model Year	Body Style	Bracket Code	Application Code
Rivian® 	2024-2026	EDV 500, ECV 500, DELIVERY 500	18740	B
GM/ BrightDrop® 	2024-2026	ZEVO 600 ⁴	18296	A

 - EV Compatible Application

NOTES

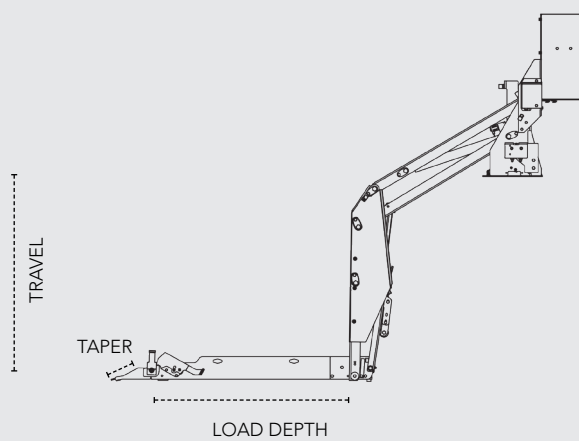
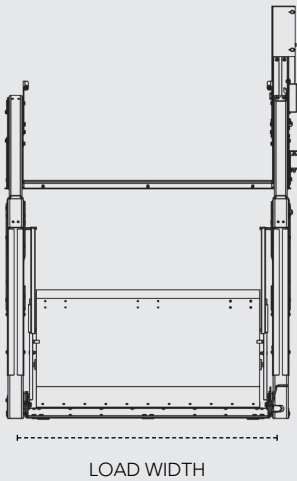
1. FA49 Models must have the 9" retention ramp/taper engaged when storing the platform on lower roof models to avoid the ramp contacting the truck frame.
2. Unladen bed-height cannot exceed 45" travel.
3. The V2-45 Liftgate cannot be installed on Cargo Vans. Please visit tommygate.com V2 Series For Cargo Vans for compatible liftgates.
4. GM-BrightDrop® mounting brackets intended for the BrightDrop ZEVO 600 only.

IMPORTANT

- There are numerous truck configurations and body styles. Check the clearance of the liftgate with any bumpers or additional equipment on the back of the truck.
- An Auxiliary Battery and DC-DC charger are required for installation. Contact Tommy Gate for recommended electrical components needed.
- V2 Series liftgates reduce the door opening height by 2" (from the metal floor).

FRONT VIEW

SIDE VIEW



THE TOMMY GATE® FACTORY IS PROUDLY LOCATED IN WOODBINE, IOWA, USA.



Woodbine Manufacturing Inc.
83 Bus Brown Drive
Woodbine, IA 51579

TOMMY GATE® LIFTGATES
(800) LIFTGATE
TOMMYGATE.COM

SCAN FOR MORE INFO

